

RIVA 430

Kitchen Sinks

Code: N031 F50

RIVA WORKSTATION 486x520 À FLEUR 1 BOWL



DETAILS

Edge/Installation Type Flush-mount | Top-mount

Finish Foster brushed

Material AISI 304 stainless steel

Texture Brushed in line

Base 60 cm

Dimensions 486x520 mm

Standard fittings Fixing hooks, gasket, drain, overflow and siphon, boxed packing

Mixer holes 2 standard holes

Built-in hole View technical data sheet

Drainer	No
Width	49 cm
Bowl dimension	430x374mm
Number of bowls	1 bowl
Waste fitting	Drain with automatic control SPACE (PUSH)

EQUIPMENT

1 x Black grid Milanello 8100
602
1 x Space Push
automatic waste fitting 8407
116

FEATURES

Automatic waste fitting	The waste-fitting with round remote knob is supplied; a practical accessory which makes it unnecessary to get wet in order to drain the water from the bowl.
Diamond-shape bottom	The draining of water is an important feature in a sink, and it's always taken good care of in Foster products. In the bent-welded sinks, which would have a flat bottom, the proper draining is guaranteed by the elegant beveling, which helps the water flow.
Double mixer hole	The large tap counter is already fitted with a series of 2 tap holes. In the second hole it is possible to install the remote control of the automatic drain or, alternatively, a practical soap dispenser.
High thickness	1mm thick steel. A significant thickness, which guarantees the maximum sturdiness and durability.

Perimetral overflow

The overflow is always a security on the Foster sinks that prevents the overflow of water in case of oversights. The perimeter drain solution improves aesthetics thanks to its square and essential shape.

Save space system

Drain and siphon are designed to leave as much space as possible in the under-sink area, more and more useful today for theseparate waste collection systems.

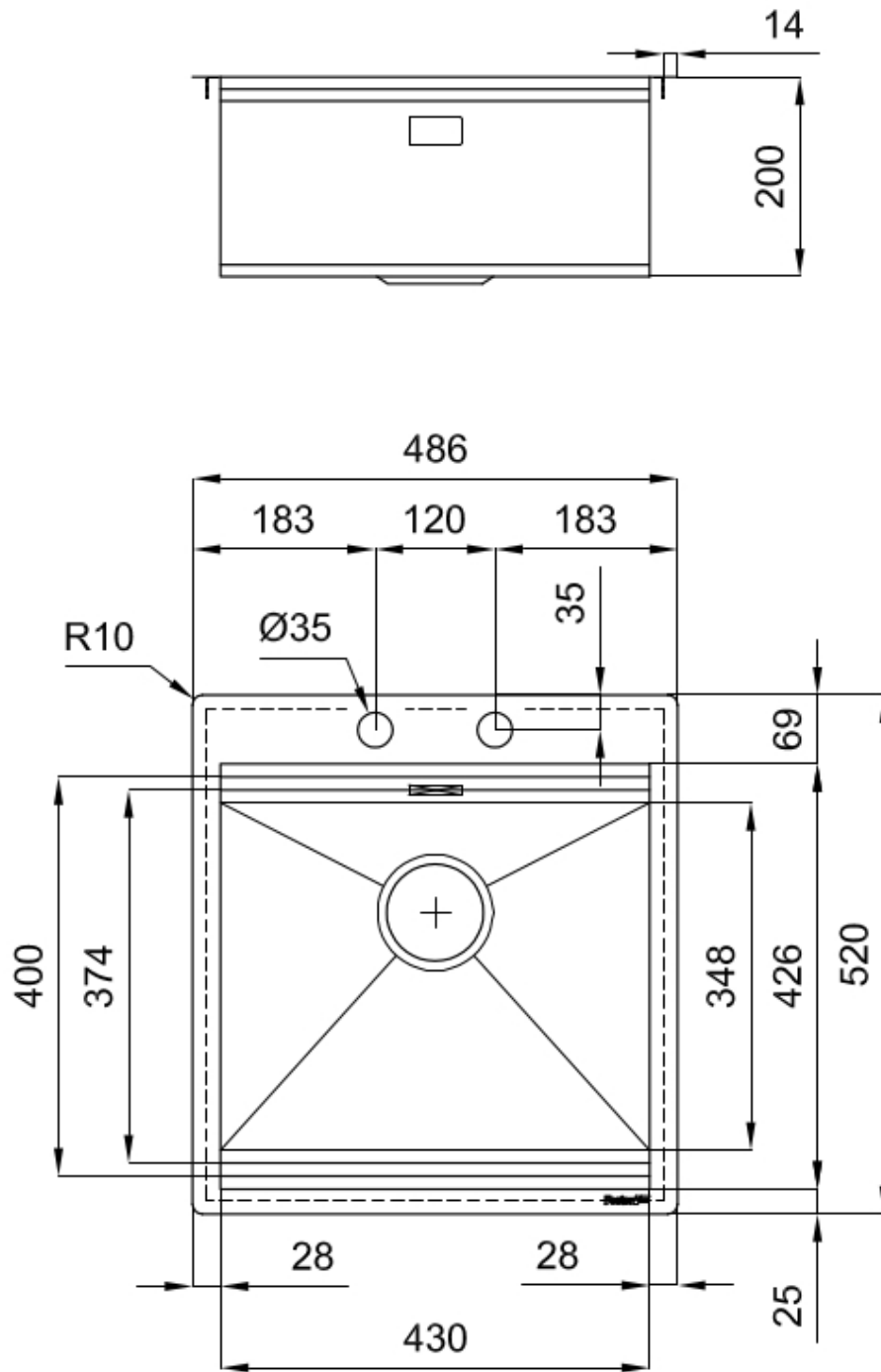
Space waste fitting

The elegant SPACE steel cap closes the drain and leaves no visible residues collected in the basket below. Space also has a small footprint and allows the optimal use of the under-sink compartment.

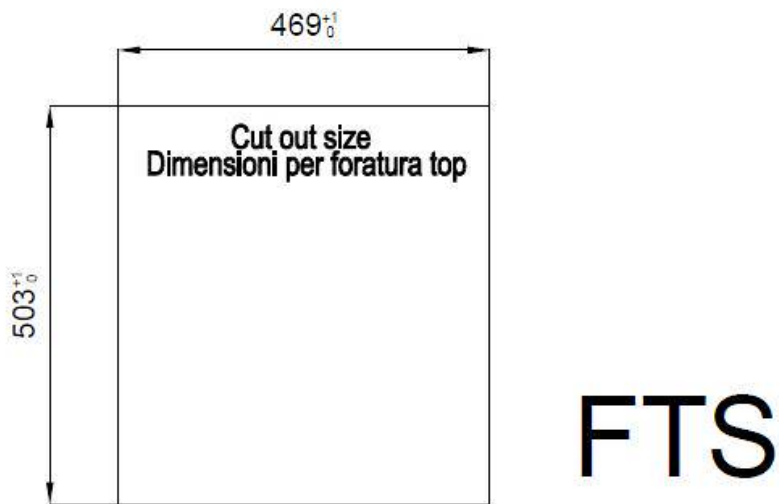
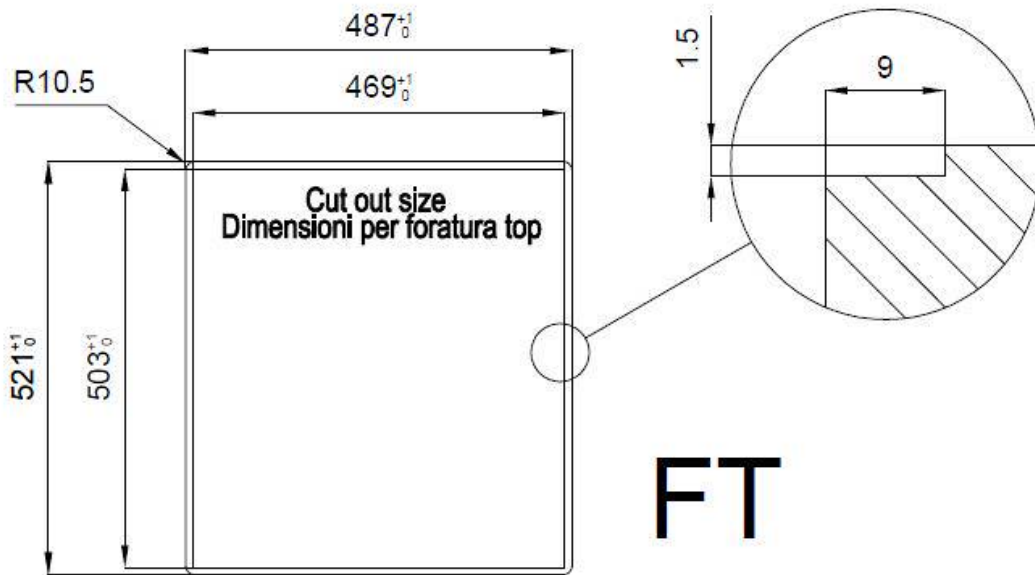
Triple recess - sliding accessories

The Foster Milano sink has an ingenious design that makes it simple to use a large set of optional accessories. On the topmost supporting step, the innovative Black grids slide, creating a large and practical surface to rinse food and crockery. The second step is meant to support and allow the sliding of a complete combination of accessories, which make some operations practical and safe: rinse, drain, slice, grate... everything can be done inside the sink. The third supporting step is on the bottom of the bowl. On this step one can rest the Black grids, making it possible to rinse foodstuffs without their coming in contact with the bottom of the sink, which may be dirty.

TECHNICAL DATA



Lavello MILANELLO cod. 1031/050



GALLERY



EQUIPMENT



GRILLE NOIRE POUR EVIERS RIVA
A100 E02



VIDAGE FADE PUSH INOX
A407 A16

OPTIONAL ACCESSORIES



CUVETTE PERFOREE INOX

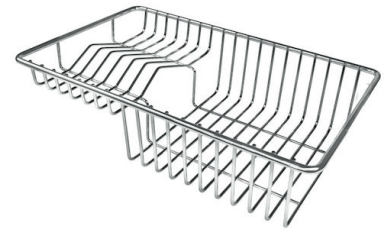
A154 F00

* only in combination with the accessory
A644 F04



**CUVETTE PERFOREE POUR EVIERS
RIVA**

A156 F00



**GRILLE POR.ASSIETTES INOX
mm214x379**

A100 C03

* only in combination with the accessory
A644 A01



**GRILLE PORTE-ASSIETTES INOX
25x35**

A100 A54

* only in combination with the accessory
A644 F04



**PLANCHE DE DECOUPE DOUBLE
HDPE**

A644 A01



**PLANCHE DE DECOUPE DOUBLE
IROKO**

A644 F04



**PLANCHE DE DECOUPE HDPE
27x42 CM**

A657 F01



CUVETTE INOX PERFOREE

A151 F00

* only in combination with the accessory
A644 A01




**KIT RÂPES ET PLANCHE DE
DECOUPE HDPE**

A159 A01

* only in combination with the accessory
A644 A01

RECOMMENDED PAIRINGS



MILANO 3 BRULEURS
G680 F00



POLO
R525 A00